

DNA

OFFICE



by Bürotime

dna office

DNA Office is the latest brand in multi-functional products made of high quality and environmental friendly materials.

DNA Office is the outcome of the 35 years of experience of Tosunoğulları Furniture Industry and Commerce Inc., the leading manufacturer of office furniture in Turkey.

DNA Office produces reliable, environment friendly and ergonomic products; we know the needs and the demands of the business world and meet them with our satisfactory products, high quality service and quick delivery. With its basic, strong and reliable products DNA Office offers a good alternative if you are looking for increased comfort and efficiency for the workers in the office.

DNA Office is a brand that offers practical, basic products for all types of offices with affordable prices. It is a tempting choice for transforming work into comfort and pleasure.

office furnitures

executive

meander	6
epsilon	9
lidya	13
omega	17

operational

beta	21
zeta	23

meeting

levels	27
--------	----

office chairs

chairs

monaco	34
lord	36
rio	38
deft	40
havana	42
luna	44
riga	46
root	48
ping	50
lima	52

common area units

sofa

concave	60
hare	62
efes	64
biga	66
side	68
foça	70

lobby waiting

shelf	74
-------	----

modular waiting

fluid	76
-------	----

cabinets

file cabinets	83
---------------	----

pedestals

pedestals	86
-----------	----



office furnitures

meander
epsilon
lidy

beta
zeta
levels

meander

“I combined the dynamism of a team table with prestige of executive desk.”

Meander finds its shape on the crossing point of independent vectors; this is where forcing energy of the team table is absorbed by prestigious lines of executive desk.

I integrated all functions and features to Meander that one would expect to find in the executive office. Adjustable legs for customized height of comfort and mini drawer system are among the important functional details. Meander is much more than an executive desk.

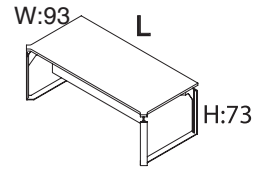
Murat Erciyas



The alternative arrangement options contribute dynamism and freedom to executive offices.



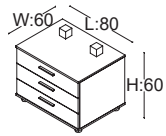
meander desk



Dimensions: L:180 W:93 H:73
Code: MEA-DMN-ML-RE-93180-14

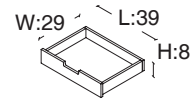
Dimensions: L:200 W:93 H:73
Code: MEA-DMN-ML-RE-93200-14

meander base cabinet



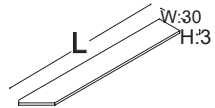
Dimensions: L:80 W:60 H:60
Code: MEA-SCC-ML-60080-60

meander document box



Dimensions: L:39 W:29 H:8
Code: MEA-SUN-LQ-27039

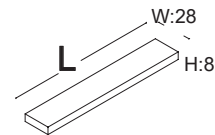
meander shelving cabinet top



Dimensions: L:170 W:30 H:3
Code: MEA-DSD-ML-RE-30170-R

Dimensions: L:170 W:30 H:3
Code: MEA-DSD-ML-RE-30170-L

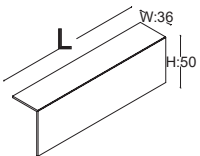
meander drawer frames



Dimensions: L:80 W:28 H:8
Code: MEA-SUN-ML-28080

Dimensions: L:120 W:28 H:8
Code: MEA-SUN-ML-28120

meander L partition

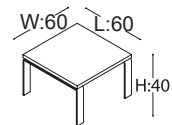


Dimensions: L:84 W:36 H:50
Code: MEA-MPN-ML-84

Dimensions: L:124 W:36 H:50
Code: MEA-MPN-ML-124

Dimensions: L:164 W:36 H:50
Code: MEA-MPN-ML-164

meander coffeetable



Dimensions: L:60 W:60 H:40
Code: MEA-CFT-ML-60060

epsilon

“Epsilon is the result of work towards delivering the user friendly lefttution with functional complementary pieces.”

We wanted to design an executive desk with a flexible look and structure that would alter according to changing needs. Plan design intended to blend with prestigious environment of the executive office.

The comma-shaped side unit designed to extend the surface of the desk when needed, offering spacious working area.

DNA Office Design Team



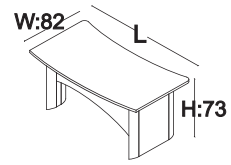
Comfort is not a luxury, but a necessity for executives who spend long hours in the office. This desk is expandable with connection of the side unit providing exceptional comfort with broader work surface.



The round meeting modules provide the extra workspace you need at times.



■ epsilon desk series



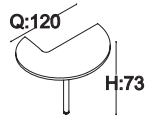
Dimensions: L:160 W:82 H:73
Code: EPS-DMN-ML-80180-R (right)

Dimensions: L:180 W:82 H:73
Code: EPS-DMN-ML-80180-L (left)

Dimensions: L:160 W:82 H:73
Code: EPS-DMN-ML-80160-L (left)

Dimensions: L:180 W:82 H:73
Code: EPS-DMN-ML-80160-R (right)

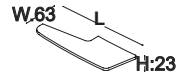
■ epsilon meeting module



Dimensions: Q:120 H:73
Code: EPS-DSD-ML-R120-R (right)

Dimensions: Q:120 H:73
Code: EPS-DSD-ML-R120-L (left)

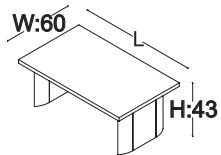
■ epsilon executive side top unit



Dimensions: L:160 W:63 H:23
Code: EPS-DSD-ML-63160-R (right)

Dimensions: L:160 W:63 H:23
Code: EPS-DSD-ML-63160-L (left)

■ epsilon coffetable



Dimensions: L:60 W:60 H:43
Code: EPS-CFT-ML-60060

Dimensions: L:100 W:60 H:43
Code: EPS-CFT-ML-60100

lidya

“Lidya’s classic design brings everything that is expected of an executive furniture collection.”

We intended to create the furniture for executive offices that would impress and carry the stamp of power. We also wanted our design to remain available and suitable for practical production. It must be flexible for personal customized combinations and have a wide range of colors to appeal to every taste. We brought these ideas together and produced Lidya.

There are certain aspects that you need to envision if you are designing furniture for executives. This furniture must be functional and appealing, harmoniously blending with office decor and most certainly have a prestigious look. We believe Lidya has embodied the classic design lines and high expectations of executive furniture.

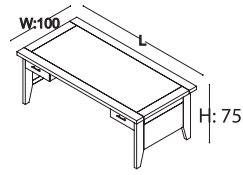
Sacit Arisev



The design and functionality of Lidya series boost productivity and efficiency in the office. Combination of leather and wood for on tabletops, cabinets and side tables brings clarity and elegant simplicity to your office.



lidya desk series

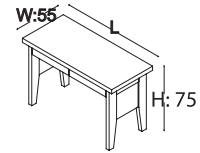


Dimensions: L:180 W:100 H:75
Code: LDY-DMN-ML-100180
Leather desktop and front lapel

Dimensions: L:200 W:100 H:75
Code: LDY-DMN-ML-100200
Leather desktop

Dimensions: L:220 W:100 H:75
Code: LDY-DMN-ML-100220
Leather desktop and front lapel

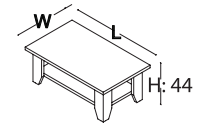
lidya side unit



Dimensions: L:120 W:55 H:75
Code: LDY-SSC-ML-55120
Drawers - Leather front lapel

Dimensions: L:80 W:55 H:75
Code: LDY-SSC-ML-55080
Single Drawer - Leather front lapel

lidya sehpa

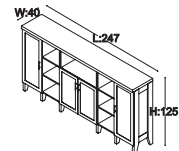


Dimensions: L:60 W:60 H:44
Code: LDY-CFT-ML-60060
Center artificial leather

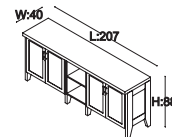
Dimensions: L:60 W:100 H:44
Code: LDY-CFT-ML-60100
Center artificial leather

Dimensions: L:100 W:100 H:44
Code: LDY-CFT-ML-100100
Center artificial leather

lidya dolap



Dimensions: L:247 W:40 H:125
Code: LDY-SCZ-ML-42245-125



Dimensions: L:207 W:40 H:88
Code: LDY-SCZ-ML-42205-88

omega

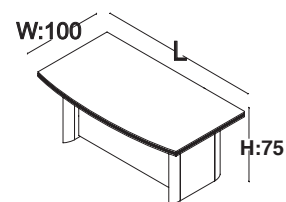
“complete your office elegance
with simple and classic lines.”

The Omega family is a contemporary interpretation of the Neo-classical style. Distinguished and graceful lines deliver casual elegance to a modern office.



Omega side products family comprises desk, meeting table, side unit and side table. Complementary units are well balanced and promising to meet your every need for comfort.

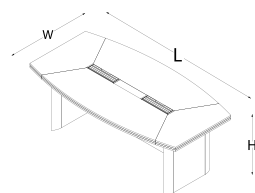




Dimensions: L:180 W:100 H:75
Code: OMG-DMN-ML-100180

Dimensions: L:200 W:100 H:75
Code: OMG-DMN-ML-100200

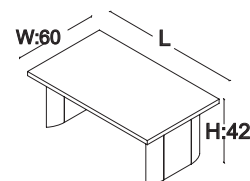
■ omega meeting table



Dimensions: L:210 W:110 H:75
Code: OMG-DMT-ML-110210

Dimensions: L:215 W:110 H:75
Code: EOMG 10 215

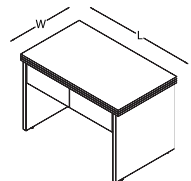
■ omega coffetable



Dimensions: L:60 W:60 H:42
Code: OMG-CFT-ML-60060

Dimensions: L:100 W:60 H:42
Code: OMG-CFT-ML-60100

■ omega side table



Dimensions: L:100 W:60 H:75,9
Code: OMG-SSC-ML-60100

beta

“multi functional panel systems create private work spaces.”

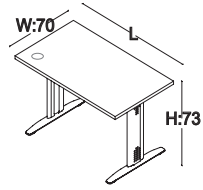
Unlike executive furniture, the frequency of use is high we have designed a robust, functional and simple look for crowded work areas. We have enabled the creation of personal workspaces with electrification solutions, panel systems that can be used in different ways, which provide ease of use and convenience to employees.

We created an aesthetic perception with its simple design. Besides all these features, Beta is the ideal solution for employees with different tray and color options.

DNA Office Design Team



beta 70 cm table



Dimensions: L:80 W:70 H:73
Code: BET-DSK-ML-RE-70080

Dimensions: L:100 W:70 H:73
Code: BET-DSK-ML-RE-70100

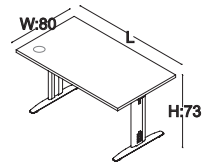
Dimensions: L:120 W:70 H:73
Code: BET-DSK-ML-RE-70120

Dimensions: L:140 W:70 H:73
Code: BET-DSK-ML-RE-70140

Dimensions: L:160 W:70 H:73
Code: BET-DSK-ML-RE-70160

Dimensions: L:180 W:70 H:73
Code: BET-DSK-ML-RE-70180

beta 80 cm table



Dimensions: L:80 W:80 H:73
Code: BET-DSK-ML-RE-80080

Dimensions: L:100 W:80 H:73
Code: BET-DSK-ML-RE-80100

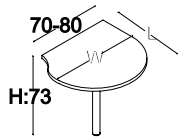
Dimensions: L:120 W:80 H:73
Code: BET-DSK-ML-RE-80120

Dimensions: L:140 W:80 H:73
Code: BET-DSK-ML-RE-80140

Dimensions: L:160 W:80 H:73
Code: BET-DSK-ML-RE-80160

Dimensions: L:180 W:80 H:73
Code: BET-DSK-ML-RE-80180

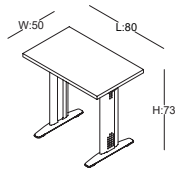
beta connection modules



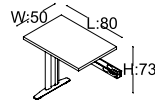
Dimensions: L:70 W:85 H:73
Code: ZET-DSD-ML-63085-R

Dimensions: L:70 W:85 H:73
Code: ZET-DSD-ML-63085-L

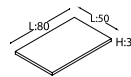
beta side table



Dimensions: L:80 W:50 H:73
Code: BET-DSD-ML-RE-50080-12



Dimensions: L:80 W:50 H:73
Code: BET-DSD-ML-RE-50080-11



Dimensions: L:80 W:50 H:3
Code: ZET-DSD-ML-50080

zeta

design focused on functionality...

Cümlesi yerine, Zeta is a functional desk designed with minimal lines, gaining you truly efficient workspace. It makes difference with its elegant and powerful look. The tabletop features partial or complete combinations with side unit applications.



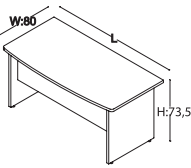
Zeta brings minimal solutions to operational areas with its mountable meeting module and fraction-assisted etajer table.



As the savior of multiple workspaces, Zeta creates private office space for you even in crowded work environments.



zeta table

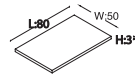


Dimensions: L:140 W:80 H:73,5
Code: ZET-DSK-ML-RE-80140

Dimensions: L:160 W:80 H:73,5
Code: ZET-DSK-ML-RE-80160

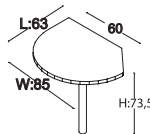
Dimensions: L:180 W:80 H:73,5
Code: ZET-DSK-ML-RE-80180

zeta side unit tops



Dimensions: L:80 W:50 H:3
Code: ZET-DSD-ML-50080

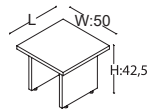
zeta meeting units



Dimensions: L:63 W:85 H:73,5
Code: ZET-DSD-ML-63085-R (right)

Dimensions: L:63 W:85 H:73,5
Code: ZET-DSD-ML-63085-L (left)

coffeetable



Dimensions: L:50 W:50 H:42,5
Code: ALF-CFT-ML-50050

Dimensions: L:80 W:50 H:42,5
Code: ALF-CFT-ML-50080

levels

“perfectly blending wood with leather,
Levels allows managers to easily focus on
the meeting.”

I designed this product for strong leaders and managers; Focusing around a topic, opinion or presentation, it provides a comfortable and convenient work environment. The relationship between the components visually and functionally provides diversity in the product to meet different dimensions and needs.

The combination of thick and thin legs not only provides the necessary data and electrification details, but also allows the combination of the naturalness of the wood and the leather material in different color alternatives. Foot and measure differences in the pieces I use the tabletop creates a natural balance among themselves. The level differences between surfaces refer to the “Levels concept” which I set as the starting point in the design of the product.

Arif Akıllılar



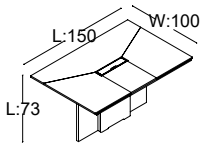


The simplicity in the appearance of Levels leaves your focus on the agenda of the meeting without distractions.

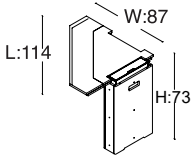




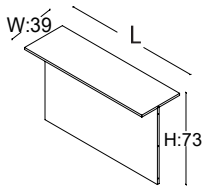
levels rectangular meeting table modules



Dimensions: L:150 W:100 H:73
Code: LVS-MMT-ML-RE-E-100
Levels Side Modules



Dimensions: L:114 W:87 H:73
Code: LVS-MMT-ML-US-C-90
Levels Corner Connection Modules



Dimensions: L:91 W:39 H:73
Code: LVS-MPN-ML-100100
Levels connection desk pad and shield

Dimensions: L:111 W:39 H:73
Code: LVS-MPN-ML-100140
Levels connection desk pad and shield

Dimensions: L:121 W:39 H:73
Code: LVS-MPN-ML-100160
Levels connection desk pad and shield

Dimensions: L:131 W:39 H:73
Code: LVS-MPN-ML-100180
Levels connection desk pad and shield

Dimensions: L:131 W:39 H:73
Code: LVS-MPN-ML-140140
Levels connection desk pad and shield

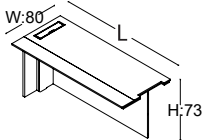
Dimensions: L:141 W:39 H:73
Code: LVS-MPN-ML-140160
Levels connection desk pad and shield

Dimensions: L:151 W:39 H:73
Code: LVS-MPN-ML-140180
Levels connection desk pad and shield

Dimensions: L:151 W:39 H:73
Code: LVS-MPN-ML-160160
Levels connection desk pad and shield

Dimensions: L:161 W:39 H:73
Code: LVS-MPN-ML-160180
Levels connection desk pad and shield

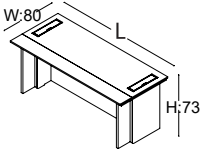
Dimensions: L:171 W:39 H:73
Code: LVS-MPN-ML-180180
Levels connection desk pad and shield



Dimensions: L:160 W:80 H:73
Code: LVS-MMT-ML-US-E-160-L
Left End Meeting Module

Dimensions: L:180 W:80 H:73
Code: LVS-MMT-ML-US-E-180-L
Left End Meeting Module

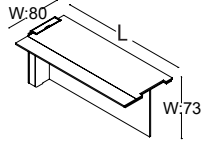
Dimensions: L:200 W:80 H:73
Code: LVS-MMT-ML-US-E-200-L
Left End Meeting Module



Dimensions: L:160 W:80 H:73
Code: LVS-DSK-ML-RE-80160
Standart Meeting Table

Dimensions: L:180 W:80 H:73
Code: LVS-DSK-ML-RE-80180
Standart Meeting Table

Dimensions: L:200 W:80 H:73
Code: LVS-DSK-ML-RE-80200
Standart Meeting Table

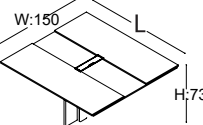


Dimensions: L:80 W:80 H:73
Code: LVS-MMT-ML-US-M-80
Middle Meeting Module

Dimensions: L:160 W:80 H:73
Code: LVS-MMT-ML-US-M-160
Middle Meeting Module

Dimensions: L:180 W:80 H:73
Code: LVS-MMT-ML-US-M-180
Middle Meeting Module

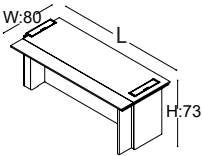
Dimensions: L:200 W:80 H:73
Code: LVS-MMT-ML-US-M-200
Middle Meeting Module



Dimensions: L:140 W:150 H:73
Code: LVS-MMT-ML-RE-M-140
Middle Meeting Module

Dimensions: L:160 W:150 H:73
Code: LVS-MMT-ML-RE-M-160
Middle Meeting Module

Dimensions: L:180 W:150 H:73
Code: LVS-MMT-ML-RE-M-180
Middle Meeting Module



Dimensions: L:160 W:80 H:73
Code: LVS-MMT-ML-US-E-160-R
Right End Meeting Module

Dimensions: L:180 W:80 H:73
Code: LVS-MMT-ML-US-E-180-R
Right End Meeting Module

Dimensions: L:200 W:80 H:73
Code: LVS-MMT-ML-US-E-200-R
Right End Meeting Module



office
chairs

monaco
lord
rio
deft
havana

luna
riga
root
ping
lima

monaco

Monaco chair is a beacon of confidence. Natural and clear lines speak of elegance and comfort; with different models this chair is a good choice for either meeting, waiting or executive areas.



lord

Lord is a stunning chair with noteworthy modern design and color palette. Executive, meeting and waiting models are equally attractive and fitting.



rio

Rio's aesthetic design and comfort are worth paying attention to. The elegant products can be used anywhere in offices; in executive rooms, as well as in the meeting and waiting rooms.



deft

The executive, meeting room and waiting room chairs of the Deft family are the symbols of hierarchy in your office. Elegant artificial leather upholstery and ergonomic frame with natural lines offers comfortable seating.



havana

The height adjustable back and special curve of Havana products offer you ultimate support. Wide range of colors and fabric cover options allow individual selection. Havana is available as executive, office and waiting room chairs.



luna

Luna, brings vitality, to executive and operational workspaces and provides comfortable session with its ergonomic back structure and colored upholstery.



riga

Riga meets almost all of your needs in the office with its executive, office and waiting room chair options. Classic design makes this chair suitable for all kinds of decoration. Ergonomic structure offers comfort to every user, without exception. Riga chairs are affordable and rational choice.



root

Long working hours relieving fatigue Root, as comfortable as it also has a functional design.




ping

Ping operational work chair with simple lines, brings movement to the office in the back upholstery color alternatives.

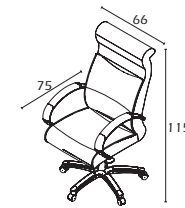


lima

Lima is a conference chair with a modern look. Wood and metal are combined to form the legs. Addition of the writing tablets and book baskets makes this model practical and attractive option for the education areas.

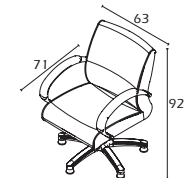


monaco series



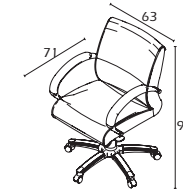
executive

Dimensions: L:66 W:75 H:115
Code: MNC-CHR-4-UA-2F-TR-AL
Aluminum Leg - Armrest
Code: MNC-CHR-4-UA-2F-MT-CR
Chrome Leg - Aluminum Armrest



waiting

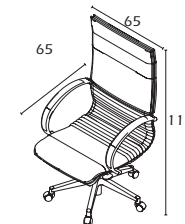
Dimensions: L:63 W:71 H:92
Code: MNC-CVS-2-UA-2F-AL
Aluminum Leg - Armrest
Code: MNC-CHR-2-UA-2F-MT-CR
Chrome Leg - Aluminum Armrest



meeting

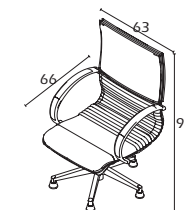
Code: MNC-CHR-2-UA-2F-TR-AL
Aluminum Leg - Armrest
Code: MNC-CHR-2-UA-2F-MT-CR
Chrome Leg - Aluminum Armrest

lord series



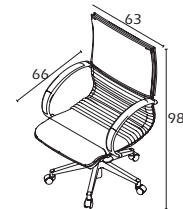
executive

Dimensions: L:65 W:65 H:119
Code: LRD-CHR-4-UA-2F-MT-PP
Plastic Leg - Armrest
Code: LRD-CHR-4-UA-2F-TR-AL
Aluminum Leg - Armrest
Code: LRD-CHR-4-UA-2F-MT-CR
Chrome Leg - Plastic Armrest



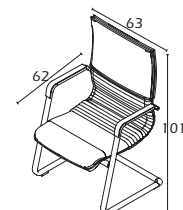
waiting

Dimensions: L:63 W:66 H:96
Code: LRD-CVS-2-UA-2F-5P-PP
Plastic Leg - Armrest
Code: LRD-CVS-2-UA-2F-5P-AL
Aluminum Leg - Armrest
Code: LRD-CVS-2-UA-2F-5P-C
Chrome Leg - Plastic Armrest



meeting

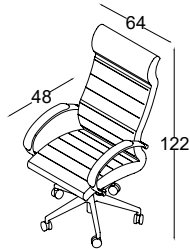
Dimensions: L:63 W:66 H:98
Code: LRD-CHR-2-UA-2F-MT-PP
Plastic Leg - Armrest
Code: LRD-CHR-2-UA-2F-TR-AL
Aluminum Leg - Armrest
Code: LRD-CHR-2-UA-2F-MT-CR
Chrome Leg - Plastic Armrest



waiting

Dimensions: L:63 W:62 H:101
Code: LRD-CVS-2-UA-2F-UB-CR
Chrome U Leg - Armrest

rio series

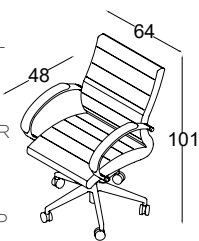


executive

Dimensions: L:64 W:48 H:122
Code: RIO-CHR-4-UA-2F-TR-AL
Aluminum Leg

Dimensions: L:64 W:48 H:122
Code: RIO-CHR-4-UA-2F-MT-CR
Chrome Leg-Armrest

Dimensions: L:64 W:48 H:122
Code: RIO-CHR-4-UA-2F-MT-PP
Painted Leg-Armrest

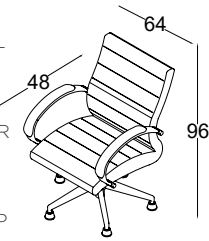


operational

Dimensions: L:64 W:48 H:101
Code: RIO-CHR-2-UA-2F-TR-AL
Aluminum Leg

Dimensions: L:64 W:48 H:101
Code: RIO-CHR-2-UA-2F-MT-CR
Chrome Leg-Armrest

Dimensions: L:64 W:48 H:101
Code: RIO-CHR-2-UA-2F-MT-PP
Painted Leg-Armrest



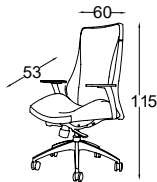
waiting

Dimensions: L:64 W:48 H:96
Code: RIO 50106
Aluminum Leg

Dimensions: L:64 W:48 H:96
Code: RIO 50107
Chrome Leg-Armrest

Dimensions: L:64 W:48 H:96
Code: RIO 50108
Painted Leg-Armrest

deft series

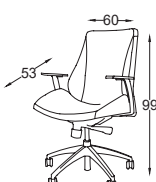


executive

Dimensions: L:60 W:53 H:115
Code: DEF-CHR-4-UA-2F-PC-AL
Aluminum Leg-Fixed T Armrest
Multitilt Mechanism

Code: DEF-CHR-4-UA-2F-PC-CR
Chrome Leg-Fixed T Armrest
Multitilt Mechanism

Code: DEF-CHR-4-UA-2F-PC-PP
Plastic Leg-Fixed T Armrest
Multitilt Mechanism



meeting (with arestrm)

Dimensions: L:60 W:53 H:99
Code: DEF-CHR-2-UA-2F-PC-AL
Aluminum Leg-Fixed T Armrest
Multitilt Mechanism

Code: DEF-CHR-2-UA-2F-PC-CR
Chrome Leg-Fixed T Armrest
Multitilt Mechanism

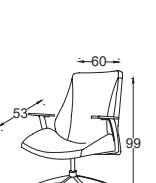
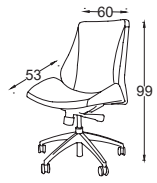
Code: DEF-CHR-2-UA-2F-PC-PP
Plastic Leg-Fixed T Armrest
Multitilt Mechanism

meeting (without armrest)

Dimensions: L:60 W:53 H:99
Code: DEF-CHR-2-UA-NN-PC-AL
Aluminum Leg-Without Armrest
Multitilt Mechanism

Code: DEF-CHR-2-UA-NN-PC-CR
Chrome Leg-Without Armrest
Multitilt Mechanism

Code: DEF-CHR-2-UA-NN-PC-PP
Plastic Leg-Without Armrest
Multitilt Mechanism



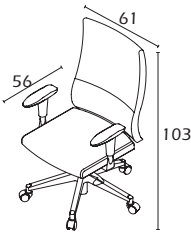
waiting

Dimensions: L:60 W:53 H:99
Code: DEF-CVS-2-UA-2F-AL
Aluminum Leg-Fixed T Armrest

Code: DEF-CVS-2-UA-2F-CR
Chrome Leg-Fixed T Armrest

Code: DEF-CVS-2-UA-2F-PP
Plastic Leg-Fixed T Armrest

havana series

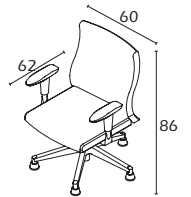


executive

Dimensions: L:61 W:56 H:103
Code: DEF-CVS-2-UA-2F-PP
Fixed Back Plastic Leg With Hoop
Fixed T Armrest

Code: HVN-CHR-4-UF-1D-PC-AL
Adjustable Back Aluminum Leg With Hoop
Mobile T Armrest

Code: HVN-CHR-4-UF-1T-PC-PP
Fixed Back With Hoop Chrome Leg

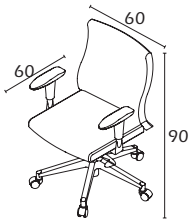


waiting

Dimensions: L:60 W:62 H:86
Code: HVN-CVS-2-UF-1T-5P-PP
Plastic Leg - Fixed T Armrest

Code: HVN-CVS-2-UF-1D-5P-AL
Aluminum Leg - Fixed T Armrest

Code: HVN-CVS-2-UF-1T-5P-PP
Aluminum Leg - Fixed T Armrest

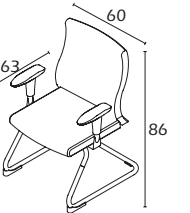


operational

Dimensions: L:60 W:60 H:90
Code: HVN-CHR-2-UF-1T-PC-PP
Fixed Back Plastic Leg With Hoop
Fixed T Armrest

Code: HVN-CHR-2-UF-1T-PC-AL
Fixed Back Aluminum Leg With Hoop Fixed
Chrome T Armrest

Code: HVN-CHR-2-UF-1T-PC-CR
Fixed Back Aluminum Leg With Hoop Fixed
Plastic T Armrest

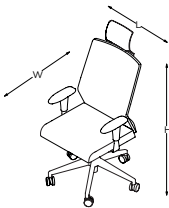


waiting

Dimensions: L:60 W:63 H:86
Code: HVN-CVS-2-UF-1T-UB-PN
Painted Pipe Leg - Fixed T Armrest

Code: HVN-CVS-2-UF-1T-UB-CR
Chrome Pipe Leg - Fixed T Armrest

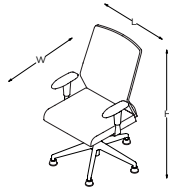
luna series



executive

Dimensions: L:62 W:62 H:113-126
Code: LNA-CHR-3-MF-1T-PC-CR
Chrome Leg

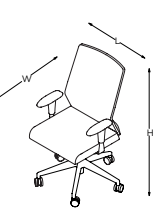
Dimensions: L:62 W:62 H:118-131
Code: LNA-CHR-3-MF-1T-PC-PP
Plastic Leg



waiting

Dimensions: L:62 W:66 H:93
Code: LNA-CVS-2-MF-1T-5P-CR
Chrome Leg - With Position Protector

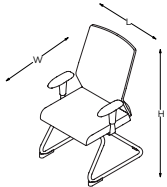
Dimensions: L:62 W:66 H:98
Code: LNA-CVS-2-MF-1T-5P-PP
Plastic Leg - With Position Protector



operational

Dimensions: L:62 W:59 H: 92-104
Code: LNA-CHR-2-MF-1T-PC-CR
Chrome Leg

Dimensions: L:62 W:59 H: 97-109
Code: LNA-CHR-2-MF-1T-PC-PP
Plastic Leg

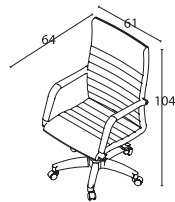


waiting

Dimensions: L:62 W:66 H:89
Code: LNA-CVS-2-MF-1T-UB-CR
Chrome U Leg

Dimensions: L:62 W:66 H:94
Code: LNA-CVS-2-MF-1T-UB-PN
Painted U Leg

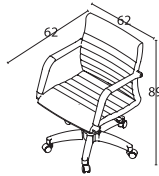
riga series



executive

Dimensions: L:61 W:64 H:104
Code: RGA-CHR-4-UF-2F-MT-CR
Chrome Leg-Armrest-Multitilt Mechanism

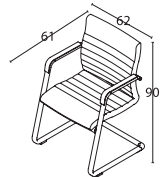
Code: RGA-CHR-4-UF-5F-MT-PP
Plastic Leg-Armrest-Multitilt Mechanism



operational

Dimensions: L:62 W:62 H:89
Code: RGA-CHR-2-UF-2F-MT-CR
Chrome Leg-Armrest-Multitilt Mechanism

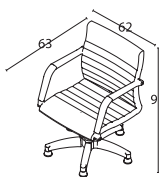
Code: RGA-CHR-2-UF-5F-MT-PP
Plastic Leg-Armrest



waiting

Dimensions: L:62 W:61 H:90
Code: RGA-CVS-2-UF-2F-UB-CR
Chrome Pipe Leg

Code: RGA-CVS-2-UF-3F-UB-PN
Painted Pipe Leg

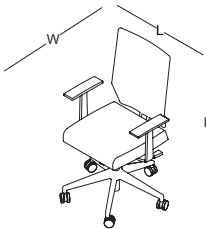


waiting

Dimensions: L:62 W:63 H:91
Code: RGA-CVS-2-UF-2F-5P-CR
Chrome Leg-Armrest

Code: RGA-CVS-2-UF-5F-5P-PP
Plastic Leg-Armrest

root series

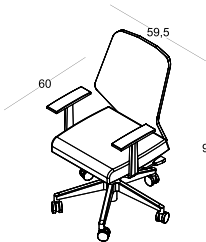


operational

Dimensions: L:64 W:65 H:104
Code: ROT-CHR-2-MF-1T-PC-AL
Aluminum Leg

Code: ROT-CHR-2-MF-1T-PC-PP
Plastic Leg

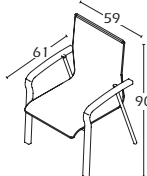
ping series



operational

Dimensions: L:59,5 W:60 H:97
Code: PNG-CHR-2-MF-1T-BS-PP
Plastic Leg

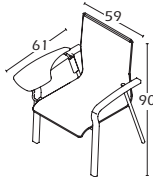
lima series



waiting

Dimensions: L:59 W:61 H:90
Code: LMA-CED-UF-6F-4P-PN
Painted

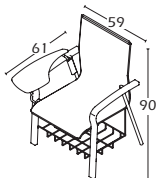
Code: LMA-CED-UF-6F-4P-CR
Chrome



conference

Dimensions: L:59 W:61 H:90
Code: LMA-CED-UF-WP-4P-PN
With Writing Table
Grey or Black Painted Leg

Code: LMA-CED-UF-WP-4P-CR
With Writing Table, Chrome Leg



conference

Dimensions: L:59 W:61 H:90
Code: LMA-CED-UF-WP-4B-PN
With Writing Table
Grey or Black Painted Leg, With Book Basket

Code: LMA-CED-UF-WP-4B-CR
With Writing Table
Chrome Leg, With Book Basket



common area
units

concave
hare
efes
biga
side

foça
shelf
fluid
madrid

concave

Concave lines are the characteristic feature of 'Concave'. The Concave sofas are leftely focusing on comfort and compel their users to sit comfortably.



Concave is available as one, two, or three seater sofas with wide range of colors. With Concave, it is possible to create a peaceful corner in every office.

hare

When I was designing Hare, I wanted it to be the mark of simplicity and elegance. I succeeded this task by using powerful geometric lines. While Hare's rigid forms contribute to the prestige of your office, its cubic lines build a comfortable sitting area.

This sofa is the perfect choice for the new generation offices, its one, two or three seater options bring people together. Hare is aesthetic and minimalist furniture that is impossible not to miss.

M. Erdi Özgürlük



efes

Efes's elegant design builds beautiful and strong image. The cubic lines convey powerful appearance, highlighted with high quality material and comfort.



biga

Biga, with its minimalist lines and single and double alternatives is what you are looking for in a modern office. The two-color combinations of the design carry dynamism and freshness to your offices.



side

With its lean appearance, Side gives the office a warm look with its wooden leg detail. Single and dual session options are available.

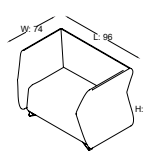


foça

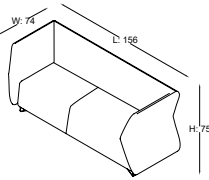
Designed for a single seat, Foça stands out with its wooden legs that are compatible with the leather upholstery. It reflects the identity of the office with its clear lines. With its striking simplicity and distinctive lines, it offers your guests a personalized comfort.



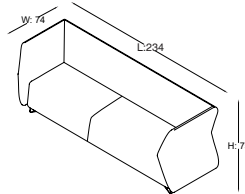
concave series



Dimensions: L:96 W:74 H:75
Code: CNV-SFA-110-A
Single

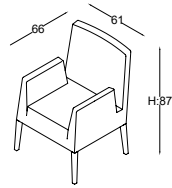


Dimensions: L:156 W:74 H:75
Code: CNV-SFA-220-A
Double



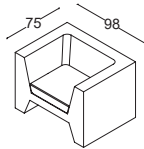
Dimensions: L:234 W:74 H:75
Code: CNV-SFA-330-A
Triple

foça

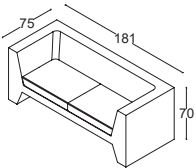


Dimensions: L:61 W:66 H:87
Code: FOC-ARM-110-F
Single

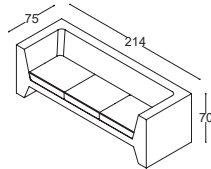
hare series



Dimensions: L:98 W:75 H:70
Code: HRE-SFA-110-A
Single

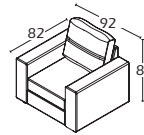


Dimensions: L:181 W:75 H:70
Code: HRE-SFA-220-A
Double

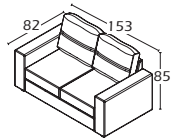


Dimensions: L:214 W:75 H:70
Code: HRE-SFA-330-A
Triple

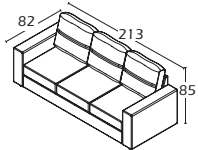
efes series



Dimensions: L:92 W:82 H:85
Code: EFS-SFA-110-F
Single

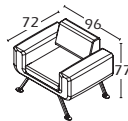


Dimensions: L:153 W:82 H:85
Code: EFS-SFA-220-F
Double

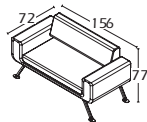


Dimensions: L:213 W:82 H:85
Code: EFS-SFA-330-F
Triple

biga series

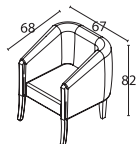


Dimensions: L:96 W:72 H:77
Code: BGA-SFA-110-F-CR
Single

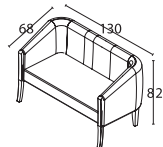


Dimensions: L:156 W:72 H:77
Code: BGA-SFA-220-F-CR
Double

side series



Dimensions: L:67 W:68 H:82
Code: SDE-ARM-110-F
Single



Dimensions: L:130 W:68 H:82
Code: SDE-ARM-220-F
Double

shelf

“shelf changes the notion of waiting”

Shelf waiting unit has a simple design. Its clean and open form underlines the relationship between the product and its user, providing care and comfort. In the design process, our priority was to create an elegant addition to the office space with seamless fit to decor. Giving body to these ideas, Shelf become flexible product changing its shape according to the size of the room or number of the users.

With its comfortable seats and combined side tables, Shelf promises a relaxed waiting time. The flexible arrangements of waiting modules enable to large form sitting surfaces.

Efficiency and cost-effectiveness of the product within the cycle of production, use and storage were important design criteria. We developed innovative, user and environment friendly product with applied fast and economic serial manufacturing. At airports, fairs, hotels, shopping malls and at the lobbies of all types of companies, thanks to Shelf, waiting becomes pleasure.

Umut Sevinç



fluid

“fluid and spacious...”

The starting point of Fluid design was to create “fluid and spacious”, river-like waiting areas. My priority was to make comfortable and enjoyable waiting spaces in high circulation areas. With practical structure, flexible arrangement and functionality, Fluid is a successful accomplishment of this mission.

The modular structure and various arrangement possibilities of Fluid transform chaotic places into spacious areas with a simple touch. In line with my other designs, I wanted to create a non-problematic, functional, and at the same time attractive product. The worldwide marketing of the product was an important motivation factor for me. As a result, the surprising, practical and customized Fluid was born.

Ertunç Öner

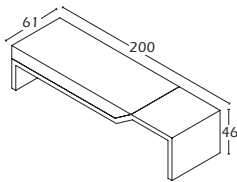


Single or double-sided seat choices...

The modern lines of Fluid create a colorful and elegant atmosphere in waiting areas. The modules can be added to one another, and various sitting arrangements can be formed.

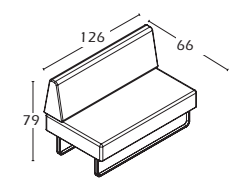


shelf waiting series

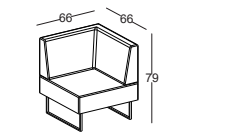


Dimensions: L:200 W:61 H:46
Code: SLF-WAG-220-F
Waiting

fluid waiting series (single sided)

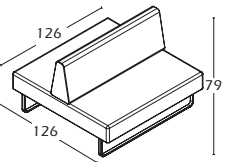


Dimensions: L:126 W:66 H:79
Code: FLU-WAG-RE-F-CR
Single Sided Seat, With Back

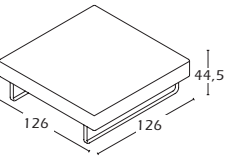


Dimensions: L:66 W:66 H:79
Code: FLU-WAG-SQ-F-CR
Straight Corner, Single Sided Seat, With Back

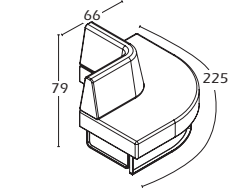
fluid waiting series (double sided)



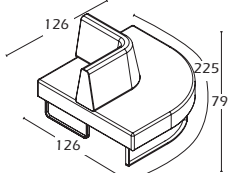
Dimensions: L:126 W:126 H:79
Code: FLU-DWG-SQ-F-B-CR
Square, Double Sided Seat, With Back



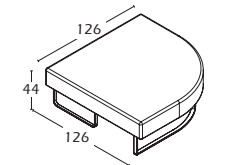
Dimensions: L:126 W:126
H:44,5
Code: FLU-DWG-SQ-F-N-CR
Square, Without Back



Dimensions: L:66 W:225 H:79
Code: FLU-WAG-CS-F-CR
Oval Corner, Single Sided Seat, With Back




Dimensions: L:126 W:126 H:79
Code: FLU-DWG-CS-F-B-CR
Oval Corner, Double Sided Seat, With Back



Dimensions: L:126 W:126 H:44
Code: FLU-DWG-CS-F-N-CR
Oval Corner, Without Back

fluid combinations

modular waiting



cabinets



file cabinets

2 sections // 80 cm



code:
POD-SCZ-ML-50150-83-SL

- Two horizontal sections
- High legs
- With slowdown mechanism
- PVC shelves
- Wooden sliding door cabinet

dimensions:
L:80-W:42-H:82



code:
POD-SCZ-ML-50200-83-SL

- Two horizontal sections
- High legs
- With slowdown mechanism
- PVC shelves
- Pre-drilled holes
- Lockable shelves
- Wooden sliding door cabinet

dimensions:
L:200-W:50-H:80



code:
POD-CAB-ML-42080-20-FD

- Two horizontal sections
- High legs
- With slowdown mechanism
- PVC shelves
- Pre-drilled holes
- Lockable shelves
- Cabinet with full doors

dimensions:
L:80-W:42-H:82

3 sections // 80 cm



code:
POD-CAB-ML-42080-30-FD

- Three horizontal sections
- High legs
- With slowdown mechanism
- PVC shelves
- Pre-drilled holes
- Lockable shelves
- Cabinet with full doors

dimensions:
L:80-W:42-H:119



code:
POD-CAB-ML-42080-40-FD

- Four horizontal sections
- High legs
- With slowdown mechanism
- PVC shelves
- Pre-drilled holes
- Lockable shelves
- Safety (goose) footed

dimensions:
L:80-W:42-H:154



code:
POD-CAB-ML-42080-30-HD

- Three horizontal sections
- High legs
- With slowdown mechanism
- PVC shelves
- Pre-drilled holes
- Lockable shelves
- Cabinet with half door

dimensions:
L:80-W:42-H:119



code:
POD-CAB-ML-42080-40-HD

- Four horizontal sections
- Cabinet with half door
- High legs
- With slowdown mechanism
- PVC shelves
- Pre-drilled holes
- Lockable shelves
- Safety (goose) footed

dimensions:
L:80-W:42-H:154

5 sections // 80 cm



code:
POD-CAB-ML-42080-50-FD

- Five horizontal sections
- High legs
- With slowdown mechanism
- PVC shelves
- Pre-drilled holes
- Lockable shelves
- Safety (goose) footed
- Cabinet with full doors

dimensions:
L:80-W:42-H:190



code:
POD-CAB-ML-42080-50-HD

- Five horizontal sections
- High legs
- With slowdown mechanism
- PVC shelves
- Pre-drilled holes
- Lockable shelves
- Safety (goose) footed

dimensions:
L:80-W:42-H:190

5 sections // 40 cm



code:
POD-CAB-ML-42040-50-FD

- Five horizontal sections
- High legs
- With slowdown mechanism
- PVC shelves
- Pre-drilled holes
- Lockable shelves
- Safety (goose) footed

dimensions:
L:40-W:42-H:190

wardrobe // 190 cm

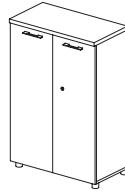


code:
POD-WRD-ML-56080-52-FD

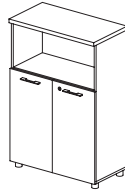
- 190 cm vertical section
- High legs
- With slowdown mechanism
- PVC shelves
- Pre-drilled holes
- Lockable shelves
- Safety (goose) footed
- Hanger pipe

dimensions:
L:80-W:55-H:190

3 sections file cabinet // 80 cm

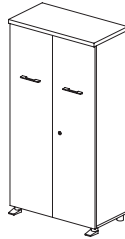


Code: POD-CAB-ML-42080-30-FD
• Melamine Door Cabinet
L:80-W:42-H:119

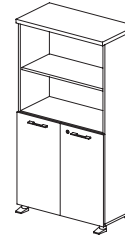


Code: POD-CAB-ML-42080-30-HD
• Melamine Half Door Cabinet
L:80-W:42-H:119

4 sections file cabinet // 80 cm

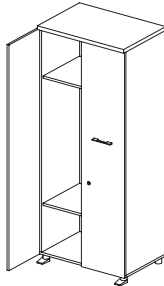


Code: POD-CAB-ML-42080-40-FD
• Melamine Door Cabinet
L:80-W:42-H:154



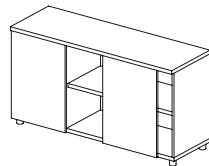
Code: POD-CAB-ML-42080-40-HD
• Melamine Half Door Cabinet
L:80-W:42-H:154

3 sections wardrobe 55 cm

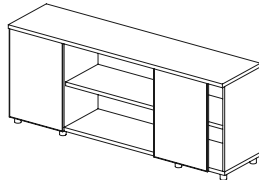


Code: POD-WRD-ML-56080-52-FD
• Melamine Door Cabinet
L:80-W:55-H:190

2 sections file cabinet // 80 cm



Code: MCM 15023
• Melamine Sliding Door Cabinet
L:80-W:42-H:82

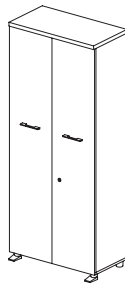


Code: MCM 20023
• Melamine Sliding Door Cabinet
L:200-W:50-H:80



Code: MCM 20023
• Melamine Door Cabinet
L:80-W:42-H:82


5 sections file cabinet // 80 cm



Code: POD-CAB-ML-42080-50-FD
• Melamine Door Cabinet
L:80-W:42-H:190



Code: POD-CAB-ML-42080-50-HD
• Melamine Half Door Cabinet
L:80-W:42-H:190



Code: POD-CAB-ML-42040-50-FD
• Melamine Door Cabinet
L:40-W:42-H:190

mobile and high pedestals

“pedestals are invisible heroes of offices!”

The secret of having a spacious office is hidden in the small details. On castors, high, table side, suspended and movable, they are invisible heroes in charge of tidy office. They are designed to help workers to find what they are looking for in their smart drawers.

You can choose a different pedestal type according to your need, manufactured from high quality materials they are strong and durable. Units designed to offer practical leftutions as well as to provide the visual continuity between the rest of the furniture.

DNA Office Design Team



pedestals

mobile pedestal



HLD-PDS-ML-58-300-B-M
• Three drawers
• Wheel rail
dimensions: W:45 - L:35 - H:58



POD-PDS-ML-58-300-B-M
• Three drawers
• Wheel rail
dimensions: W:55 - L:45 - H:58

fixed pedestal

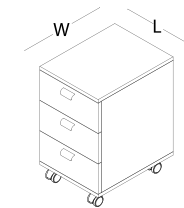


HLD-PDS-ML-70-301-B-F
• Three drawers
• Wheel rail
• Single lock
• Indexed
dimensions: W:45 - L:35 - H:70

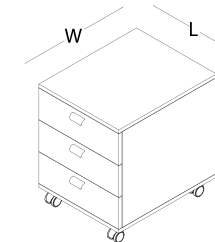


POD-PDS-ML-70-301-B-F
• Three drawers
• Wheel rail
• Single lock
• Indexed
dimensions: W:55 - L:45 - H:70

mobile pedestal

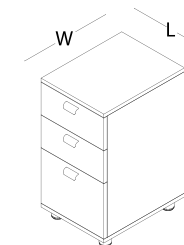


Dimensions: L:45 W:55 H:58
Code: POD-PDS-ML-58-300-B-M

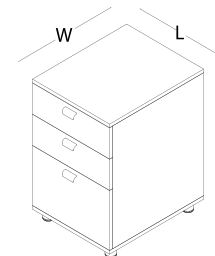


Dimensions: L:45 W:55 H:58
Code: POD-PDS-ML-58-300-B-M

high pedestal



Dimensions: L:35 W:45 H:70
Code: HLD-PDS-ML-70-301-B-F



Dimensions: L:45 W:55 H:70
Code: POD-PDS-ML-70-301-B-F



DNA Office is a brand of Bürotime. DNA Office reserves the right to change the design and the color of its products.
The printed colors in the catalogue may be different from the originals.

JANURARY 2021

dnaoffice.com.tr